

## Clamp Ferrules & Blanks

Generally, Clamp ferrules, blanks and adapters are produced by CNC turning from stainless steel bar, in AISI 316L 1.4404 material. The material conforms typically to ASTM A182 and A276 and for specials requiring boiler grade material, these are produced from ASTM A479.

Certification also references the NACE MR0175-03 standard in most cases.

Generally low sulphur grades of stainless steel are used for good welding characteristics.

Our standard range of clamp fittings covers sizes from 4mm to 12" (300mm) and encompasses the following internationally recognised standards:

### Standards:

ASME BPE-2002  
BS 4825 Part 3 / ISO 2037  
DIN 32676  
DIN 11864-3  
3A Standard  
ISO 2852 and SMS 3017  
SMS 3008  
ISO 1127 Schedule Pipe Size  
BS 6362 Schedule Pipe Size  
ASTM A312 Schedule Pipe

### Materials:

A wide range of non-standard material is also available for the ferrules, adapters and blanks, in addition to the standard AISI 316L stainless steel. These include:

- AISI 316Ti Wn 1.4571
- AISI 316L (BN-2) Wn 1.4435 with low ferrite
- 6Mo materials & AL6-XN, 904L & 254 SMO
- Duplex alloys including SAF2507 UNS 32750
- Hastelloy® C22 and C276
- Nickel Alloys such as Monel 400
- Titanium
- Nylon, ABS and Polypropylene
- Aluminium

### Surface Finish:

The standard internal surface finish for clamp ferrules is 0.8 - 1.0µM Ra, with enhanced finishes of 0.38 µM Ra or better available on request. Electro-polishing is also available to order.

### Certification:

Material traceability is available with EN 10204 3.1 certificates on all clamp ferrules and blanks, while a certificate of conformity is offered for the clamps and seals.

### Compatibility:

Where the environment is deemed aggressive to either the seal or the clamp union, please provide details of the media and operating conditions including pressure and temperature. Our technical department will assist you in the selection of the most appropriate material and clamp system.

See our technical information document for selection data relating to stainless steel and sealing materials.

NB: Please check with the technical department all dimensions at the time of enquiry.

Dimensions are provided in good faith but may be subject to change; if dimensions are critical please call the office to confirm all sizes before placing an order.

DS: Clamp Ferrules V1.6

Page No: 1

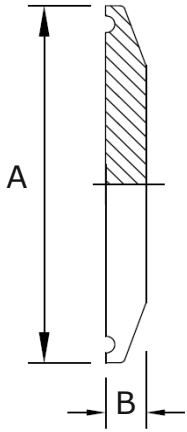


## Clamp Ferrules BS Standard (4825 Part 3)

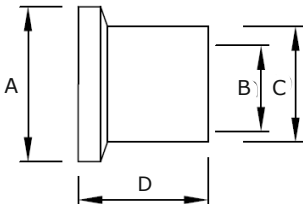
Clamp Ferrule - 12.7mm	Size	A	B	C	D	Part No	
	1/2"	25.3	9.52	12.70	12.7	3001-A013	
	3/4"	25.3	15.87	19.05	12.7	3001-A019	
	1"	50.5	22.20	25.65	12.7	3001-A026	
	1.1/2"	50.5	34.90	38.35	12.7	3001-A038	
	2"	64.0	47.60	51.05	12.7	3001-A051	
	2.1/2"	77.5	60.30	63.75	12.7	3001-A064	
	3"	91.0	72.80	76.45	12.7	3001-A076	
Clamp Ferrule - 21.5mm	Size	A	B	C	D	Part No	
	1/2"	25.3	9.52	12.70	21.5	3002-A013	
	3/4"	25.3	15.87	19.05	21.5	3002-A019	
	1"	50.5	22.20	25.65	21.5	3002-A026	
	1.1/2"	50.5	34.90	38.35	21.5	3002-A038	
	2"	64.0	47.60	51.05	21.5	3002-A051	
	2.1/2"	77.5	60.30	63.75	21.5	3002-A064	
	3"	91.0	72.80	76.45	21.5	3002-A076	
<th style="text-align: left;">Clamp Ferrule - 28.6mm</th> <th>Size</th> <th>A</th> <th>B</th> <th>C</th> <th>D</th> <th>Part No</th>	Clamp Ferrule - 28.6mm	Size	A	B	C	D	Part No
		1/2"	25.3	9.52	12.70	28.6	3003-A013
		3/4"	25.3	15.87	19.05	28.6	3003-A019
		1"	50.5	22.20	25.65	28.6	3003-A026
		1.1/2"	50.5	34.90	38.35	28.6	3003-A038
		2"	64.0	47.60	51.05	28.6	3003-A051
		2.1/2"	77.5	60.30	63.75	28.6	3003-A064
		3"	91.0	72.80	76.45	28.6	3003-A076
		4"	119.0	97.60	101.85	28.6	3003-A102
		5"	144.0	125.00	129.00	28.6	3003-A129
		6"	167.0	150.00	154.00	28.6	3003-A154
		8"	217.0	200.00	204.00	28.6	3003-A204
10"		268.0	250.00	254.00	28.6	3003-A254	
12"	319.0	300.80	304.00	28.6	3003-A304		
Clamp Ferrule - 44.5mm	Size	A	B	C	D	Part No	
	1/2"	25.3	9.52	12.70	44.5	3004-A013	
	3/4"	25.3	15.87	19.05	44.5	3004-A019	
	1"	50.5	22.20	25.65	44.5	3004-A026	
	1.1/2"	50.5	34.90	38.35	44.5	3004-A038	
	2"	64.0	47.60	51.05	57.2	3004-A051	
	2.1/2"	77.5	60.30	63.75	57.2	3004-A064	
	3"	91.0	72.80	76.45	57.2	3004-A076	
4"	119.0	97.60	101.85	57.2	3004-A102		

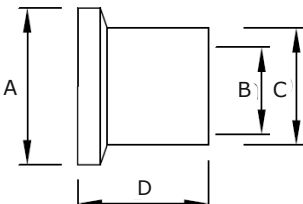
Dimensions are provided in good faith but may be subject to change; if dimensions are critical please call the office to confirm all sizes before placing an order.

## Clamp Blanks (All Standards)

Clamp Ferrule - Blank - Standard - 316L	Size	A	B		Part No
		DN 10-20	34.0	6.0	
1/2" & 3/4"		25.4	4.8		3013-A013
1" & 1.1/2"		50.5	6.5		3013-A026
2"		64.0	6.5		3013-A051
2.1/2"		77.5	6.5		3013-A064
3"		91.0	6.5		3013-A076
3.1/2"		106.0	6.5		3013-A089
4"		119.0	8.0		3013-A102
4.1/2"		130.0	8.0		3013-A114
5"		144.4	10.0		3013-A129
5.1/2"		155.0	10.0		3013-A141
6"		167.0	10.0		3013-A154
6 5/8"		183.0	10.0		3013-A168
8"		217.0	10.0		3013-A204
8 5/8"		233.5	10.0		3013-A219
10"		268.0	10.0		3013-A254
10.5/8"	286.1	10.0		3013-A273	
12"	319.0	10.0		3013-A304	
12.3/4"	338.5	10.0		3013-A324	

## Clamp Union – Mini Clamp Series

Mini Clamp Ferrule - Metric Series	Size	A	B	C	D	Part No
	6	25.0	4.0	6.0	21.5	3009-A006
	8	25.0	6.0	8.0	21.5	3009-A008
	10	25.0	8.0	10.0	21.5	3009-A010
	12	25.0	10.0	12.0	21.5	3009-A012
	14	25.0	12.0	14.0	21.5	3009-A014
	16	25.0	14.0	16.0	21.5	3009-A016
	18	25.0	16.0	18.0	21.5	3009-A018

Mini Clamp Ferrule - Imperial Series	Size	A	B	C	D	Part No
	1/4"	25.4	4.57	6.35	21.5	3008-A0064
	3/8"	25.4	7.71	9.53	21.5	3008-A0095
	1/2"	25.4	9.52	12.70	21.5	3008-A013
	3/4"	25.4	15.87	19.05	21.5	3008-A019

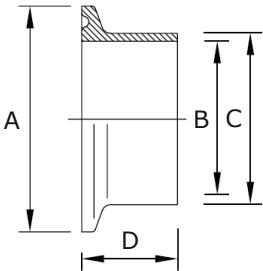
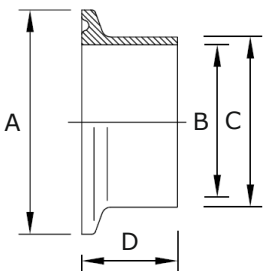
Dimensions are provided in good faith but may be subject to change; if dimensions are critical please call the office to confirm all sizes before placing an order.

## Clamp Ferrules – Metric DIN 32676/11850/11866

<b>DIN 32676 Clamp Ferrule - Series 1</b>						
	Size	A	B	C	D	Part No
	DN10	34.0	10.0	12.0	18.0	301K-A010
	DN15	34.0	16.0	18.0	18.0	301K-A015
	DN20	34.0	20.0	22.0	18.0	301K-A020
	DN25	50.5	26.0	28.0	21.5	301K-A025
	DN32	50.5	32.0	34.0	21.5	301K-A032
	DN40	50.5	38.0	40.0	21.5	301K-A040
	DN50	64.0	50.0	52.0	21.5	301K-A050
	DN65	91.0	66.0	70.0	28.0	301K-A065
	DN80	106.0	81.0	85.0	28.0	301K-A080
DN100	119.0	100.0	104.0	28.0	301K-A100	
Series 1 Ferrules are manufactured to order						
<b>DIN 32676 Clamp Ferrule - Series 2</b>						
	Size	A	B	C	D	Part No
	DN10	34.0	10.0	13.0	18.0	301L-A010
	DN15	34.0	16.0	19.0	18.0	301L-A015
	DN20	34.0	20.0	23.0	18.0	301L-A020
	DN25	50.5	26.0	29.0	21.5	301L-A025
	DN32	50.5	32.0	35.0	21.5	301L-A032
	DN40	50.5	38.0	41.0	21.5	301L-A040
DN50	64.0	50.0	53.0	21.5	301L-A050	
Series 2 Ferrules are usually available from stock						
<b>DIN 32676 Clamp Ferrule - Series 3</b>						
	Size	A	B	C	D	Part No
	DN10	34.0	10.0	14.0	18.0	301M-A010
	DN15	34.0	16.0	20.0	18.0	301M-A015
	DN20	34.0	20.0	24.0	18.0	301M-A020
	DN25	50.5	26.0	30.0	21.5	301M-A025
	DN32	50.5	32.0	36.0	21.5	301M-A032
	DN40	50.5	38.0	42.0	21.5	301M-A040
DN50	64.0	50.0	54.0	21.5	301M-A050	
Series 3 Ferrules are manufactured to order						
<b>DIN 11850 Clamp Ferrule - 316L SS</b>						
	Size	A	B	C	D	Part No
	DN125	144.0	125.0	129.0	28.0	301N-A129
	DN125	155.0	125.0	129.0	28.0	301N-A125
	DN150	167.0	150.0	154.0	28.0	301N-A154
	DN150	183.0	150.0	154.0	28.0	301N-A150
	DN200	217.0	200.0	204.0	28.0	301N-A204
	DN200	233.0	200.0	204.0	28.0	301N-A200
	DN250	268.0	250.0	254.0	28.0	301N-A254
DN300	319.0	300.0	304.0	28.0	301N-A304	
This range of ferrules are the standard large bore ferrules and are usually available from stock						

Dimensions are provided in good faith but may be subject to change; if dimensions are critical please call the office to confirm all sizes before placing an order.

## Clamp Union – BS Schedule Series

<b>Clamp Ferrule – BS Schedule 5</b>						
	Size	A	B	C	D	Part No
	1/2"	50.5	18.04	21.34	21.5	301A-A013
	3/4"	50.5	23.37	26.67	21.5	301A-A019
	1"	50.5	30.10	33.40	21.5	301A-A026
	1 1/4"	64.0	38.86	42.16	21.5	301A-A032
	1 1/2"	64.0	44.96	48.26	21.5	301A-A038
	2"	77.5	57.02	60.32	21.5	301A-A051
	2 1/2"	91.0	68.81	73.03	21.5	301A-A064
	3"	106.0	84.68	88.90	21.5	301A-A076
	3 1/2"	119.0	97.38	101.60	21.5	301A-A089
	4"	130.0	110.08	114.30	28.0	301A-A102
	6"	183.0	162.74	168.28	28.0	301A-A150
	8"	233.0	213.54	219.08	28.0	301A-A200
	10"	286.0	266.25	273.05	28.0	301A-A250
<b>Clamp Ferrule – BS Schedule 10</b>						
	Size	A	B	C	D	Part No
	1/2"	50.5	17.12	21.34	21.5	301B-A013
	3/4"	50.5	22.45	26.67	21.5	301B-A019
	1"	50.5	27.86	33.40	21.5	301B-A026
	1 1/4"	64.0	36.62	42.16	21.5	301B-A032
	1 1/2"	64.0	42.72	48.26	21.5	301B-A038
	2"	77.5	54.79	60.33	21.5	301B-A051
	2 1/2"	91.0	66.93	73.03	21.5	301B-A064
	3"	106.0	82.80	88.90	21.5	301B-A076
	3 1/2"	119.0	95.50	101.60	21.5	301B-A089
	4"	130.0	108.20	114.30	28.0	301B-A102
	5"	155.0	134.50	141.30	28.0	301B-A125
	6"	183.0	161.47	168.28	28.0	301B-A150
	8"	233.5	211.56	219.08	28.0	301B-A200
10"	286.1	264.67	273.05	28.0	301B-A250	

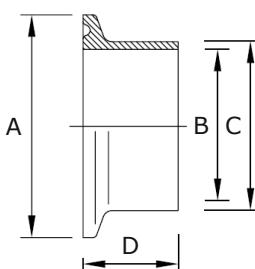
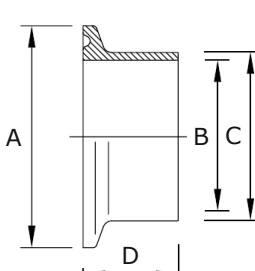
Dimensions are provided in good faith but may be subject to change; if dimensions are critical please call the office to confirm all sizes before placing an order.

## Clamp Union – SMS Series

<b>Clamp Ferrule - SMS 3008</b>		Size	A	B	C	D	Part No
	18.0	25.4	16.0	18.0	21.5	301H-A018	
	25.0	50.5	22.6	25.0	21.5	301H-A025	
	38.0	50.5	35.6	38.0	21.5	301H-A038	
	51.0	64.0	48.6	51.0	21.5	301H-A051	
	63.5	77.5	60.3	63.5	21.5	301H-A064	
	76.1	91.0	72.9	76.1	21.5	301H-A076	
	89.0	106.0	85.0	89.0	21.5	301H-A089	
	101.6	119.0	97.6	101.6	21.5	301H-A102	
<b>Clamp Ferrule - SMS 3017</b>		Size	A	B	C	D	Part No
	25.0	50.5	22.6	25.6	21.5	301G-A025	
	33.7	50.5	30.7	33.7	21.5	301G-A034	
	38.0	50.5	35.6	38.6	21.5	301G-A038	
	51.0	64.0	48.6	51.6	21.5	301G-A051	
	63.5	77.5	60.3	64.1	21.5	301G-A064	
	76.1	91.0	72.9	76.7	21.5	301G-A076	
	88.9	106.0	84.9	89.8	21.5	301G-A089	
	101.6	119.0	97.6	102.5	21.5	301G-A102	

Dimensions are provided in good faith but may be subject to change; if dimensions are critical please call the office to confirm all sizes before placing an order.

## Clamp Union BS/ISO Series

Clamp Ferrule - ISO 2037	Size	A	B	C	D	Part No
	25.0	50.5	22.6	25.0	21.5	301S-A025
	25.0	50.5	21.8	25.0	21.5	301S-A026
	33.7	50.5	31.3	33.7	21.5	301S-A032
	33.7	50.5	30.5	33.7	21.5	301S-A033
	38.0	50.5	35.6	38.0	21.5	301S-A038
	38.0	50.5	34.8	38.0	21.5	301S-A039
	40.0	50.5	37.6	40.0	21.5	301S-A040
	40.0	50.5	36.8	40.0	21.5	301S-A041
	51.0	64.0	48.6	51.0	21.5	301S-A050
	51.0	64.0	47.8	51.0	21.5	301S-A051
	63.5	77.5	60.3	63.5	21.5	301S-A064
	70.0	91.0	66.8	70.0	21.5	301S-A070
	76.1	91.0	72.9	76.1	21.5	301S-A076
	88.9	106.0	84.9	88.9	21.5	301S-A089
	101.6	119.0	97.6	101.6	21.5	301S-A102
	114.3	130.0	110.3	114.3	28.0	301S-A114
	139.7	155.0	135.7	139.7	28.0	301S-A140
	168.3	183.0	163.1	168.3	28.0	301S-A168
	219.1	233.5	213.9	219.1	28.0	301S-A219
	273.0	286.1	267.8	273.0	28.0	301S-A273
323.9	338.5	318.7	323.9	28.0	301S-A324	
<b>Notes:</b> 1. ISO2037 dimension are now offered in place of older ISO 2852 standard. 2. Dimensions adjusted to suit BS (SWG) Tube and ISO 2037. 3. If ferrules to the ISO 2852 standard are required the SMS 3017 is offered as the replacement.						
Clamp Ferrule - ISO 1127 (DIN32676 Table B)	Size	A	B	C	D	Part No
	8	25.4	10.3	13.5	21.5	301T-A008
	10	25.4	14.0	17.2	21.5	301T-A010
	15	50.5	18.1	21.3	21.5	301T-A015
	20	50.5	22.9	26.9	21.5	301T-A020
	25	50.5	29.7	33.7	21.5	301T-A025
	32	64.0	38.4	42.4	21.5	301T-A032
	40	64.0	44.3	48.3	21.5	301T-A040
	50	77.5	56.3	60.3	21.5	301T-A050
	65	91.0	72.1	76.1	21.5	301T-A065
	80	106.0	84.9	88.9	21.5	301T-A080
	100	130.0	110.3	114.3	28.0	301T-A100
	125	155.0	135.7	139.7	28.0	301T-A125
	150	183.0	163.1	168.3	28.0	301T-A150
	200	233.5	213.9	219.1	28.0	301T-A200
	250	286.1	267.8	273.0	28.0	301T-A250
	300	338.5	318.7	323.9	28.0	301T-A300

Dimensions are provided in good faith but may be subject to change; if dimensions are critical please call the office to confirm all sizes before placing an order.